

# Dubai Private Education Landscape 2013/2014





# Dubai Private Education Landscape 2013/2014

© 2014 Knowledge and Human Development Authority, Dubai, UAE. All rights reserved.

In the interests of enhancing the value of the information contained in this report, you may download, print, reproduce and distribute any material contained in the report so long as KHDA is acknowledged as the source.

## **Knowledge and Human Development Authority**

Dubai International Academic City, Al Ruwayah, P. O. Box 500008, Dubai, UAE

Phone 800 KHDA, Fax +971 4 3640001

Web: [www.khda.gov.ae](http://www.khda.gov.ae)

Email: [info@khda.gov.ae](mailto:info@khda.gov.ae)





# Contents



**Introduction**

**Pg.4**

**Students at  
Private Schools**

**Pg.6**

**What's new  
in 2013/14**

**Pg.3**

**Private  
Schools**

**Pg.12**

**Enrolled  
Students  
at Higher  
Education  
Institutions**

**Pg.16**



**Higher  
Education  
Institutions in  
Dubai**

**Pg.14**

**Higher  
Education  
Graduates in  
2012/13**

**Pg.22**







# What's new in 2013/14

## Private Schools

- 158 is the number of private schools in Dubai
- 10 private schools opened in 2013/14
- 243,715 is the number of students in private schools in Dubai
- 8.3 per cent increase in students in Dubai since the last academic year (an increase of 18,616 students)
- 30,994 is the number of Emirati students in private schools in Dubai
- 3.2 per cent increase in Emirati students since the last academic year (an increase of 950 Emirati students)

## Higher Education Institutions

- 57 is the number of higher education institutions in Dubai
- 52,586 is the number of students in these institutions
- 9.4 per cent increase in enrolled students since the last academic year
- 22,694 is the number of Emirati students enrolled in higher education in Dubai
- 10.1 per cent increase in the number of Emirati students in higher education since last year
- 71 per cent of students are studying for a Bachelor degree
- 44 per cent of students are enrolled in a programme offering a business qualification
- 10,563 students graduated from higher education institutions in Dubai in 2012/13



# Introduction

Dubai's private school system and higher education sector have evolved over the last ten years to reflect that of Dubai's growing population, cultural shifts and economic demands. Today, the private school and higher education sectors underpin Dubai's economic growth and play an important role in strengthening social bonds and local identity in the UAE.

This academic year in particular mirrors the ongoing recovery of the broader economy. Growing confidence in the local job market enables families to settle and educate their children in Dubai. As a result, the private school and higher education sectors in Dubai have witnessed further strong growth in student enrolments in 2013-14, and the trend looks set to continue.

Primarily, it is the needs and expectations of Dubai's expatriate population that continue to drive growth of the private school sector. Private schools in Dubai dominate the landscape and the forces of competition create an environment for improvements to be made to the quality of education and supporting facilities. Emirati parents also continue to enroll their children into private, fee-paying schools, rather than free public schools, bolstering student enrolment figures year-on-year.

Economic demands of the global and local labour markets continue to dictate trends in the higher education sector in Dubai. Universities face increasing pressure to deliver courses and programmes that meet the needs of the regional job market. These demands influence the types of courses students choose to study. While business degrees remain the most popular field of study, student numbers for courses in engineering and media and design continue to rise year-on-year. Universities are quick to meet the demands of a diversified economy. Today, international branch campuses from ten countries serve local







and international students who choose to pursue higher education programmes in Dubai, and numbers of students have been rising rapidly.

The majority of international universities are located in Free Zones, for example Dubai International Academic City (DIAC) and Dubai Knowledge Village (DKV). KHDA is responsible for the regulation and quality assurance of higher education institutions located inside these zones. KHDA also plays a vital role in regulating and inspecting schools and provides information to the community on the quality of private schools in Dubai. For the first time, this publication combines detailed data and historical trends for both private schools and higher education. The format of the publication has been simplified to make it a more accessible point of reference for parents, students, teachers, principals and stakeholders.

The data presented here have been gathered through the collaboration of administrations of schools and higher education institutions as well as data from the Ministry of Higher Education and Scientific Research. The figures, charts and tables within this publication relate to all private schools in Dubai that are not public schools administered by the UAE Ministry of Education. In the higher education sector, the data relate to all higher education institutions located within Dubai

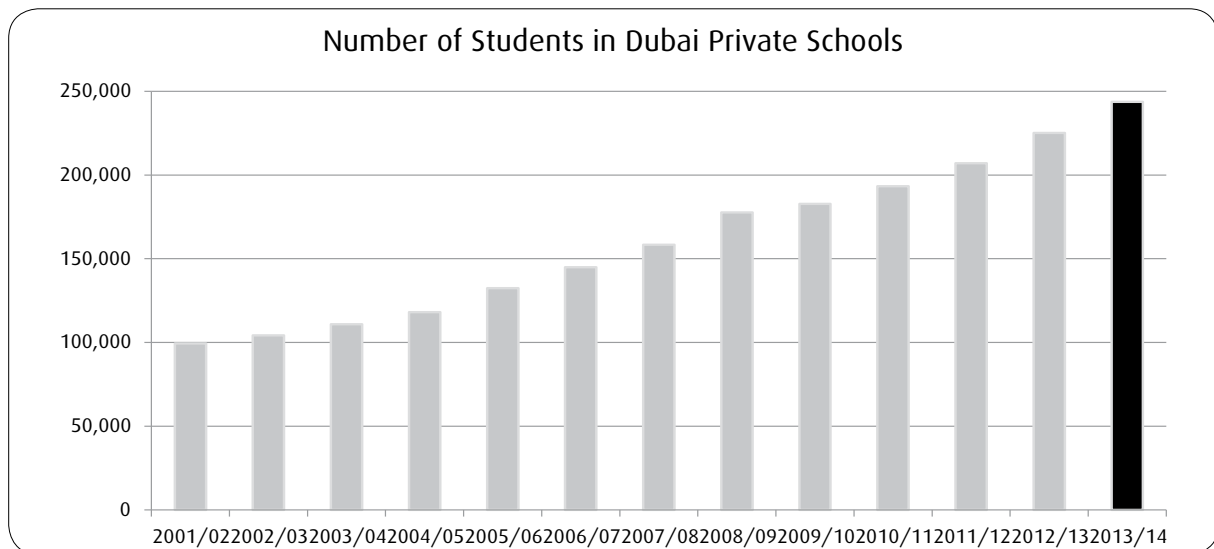
Data collected include the number of students in private schools and higher education institutions, student gender and nationality, proportion of tuition fee charges to students in private schools and trends in higher education graduate numbers.

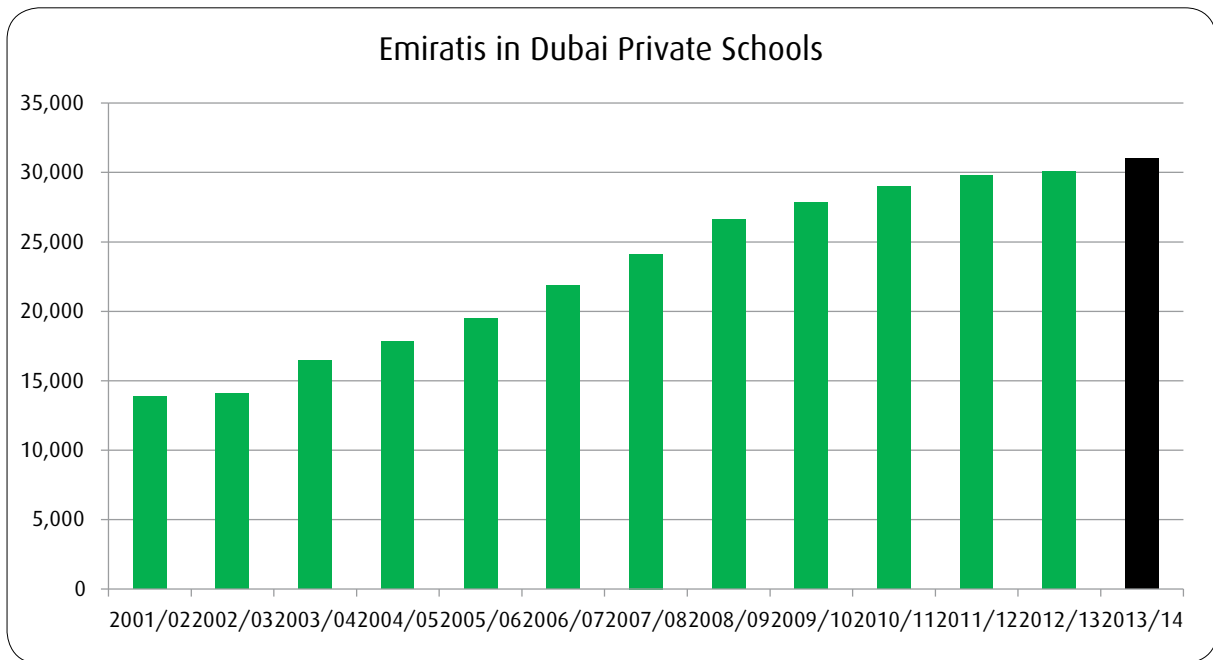
Publishing our research in this transparent format enables us to disseminate information more quickly to provide stakeholders, be they investors, school operators, parents or students, with factual information to base their decisions. By making this research available to everyone, KHDA works to encourage continued private sector investment and improvements in the quality of education in Dubai.

# Students at Private Schools

Private schools provide Kindergarten, primary, middle and secondary education to over 89% of the student population of Dubai. This academic year marks the second time that student-level data has been provided by most schools to KHDA using an electronic system, enabling more detailed analysis to be presented as each student's details of their enrolment are recorded and updated.

The total number of students in private schools in Dubai in 2013/14 is 243,715. This is an increase of 8.3 per cent from that in 2012/13 and is the fourth year in a row of high single digit percentage growth. Over the last three years, the growth has been relatively stable and on par with Dubai's long-term enrolment growth trend of about 8 per cent per year. Future growth in student enrolments is expected to remain strong and reflect the performance of the underlying economy.





The total number of Emirati students in private schools in Dubai in 2013/14 has increased to 30,994. This is a 3.2 per cent increase from 2012/13.



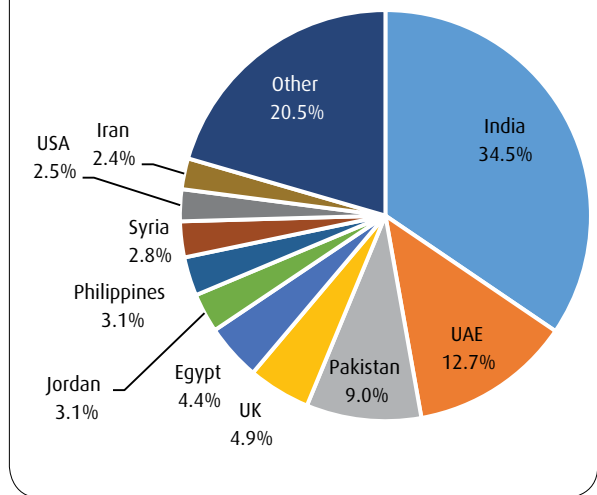


## Students in Private Schools by Grade Level

Grade/Year	Emirati		Total		Total
	Male	Female	Male	Female	
KG1	1,663	1,488	11,485	10,721	22,206
KG2	1,678	1,540	12,371	11,635	24,006
1	1,529	1,234	12,347	11,265	23,612
2	1,402	1,112	11,328	10,138	21,466
3	1,351	1,073	10,489	9,709	20,198
4	1,310	1,012	9,785	9,081	18,866
5	1,193	1,035	9,265	8,564	17,829
6	1,201	934	8,818	8,096	16,914
7	1,036	774	8,350	7,467	15,817
8	939	817	7,621	6,923	14,544
9	1,007	719	7,072	6,361	13,433
10	989	695	6,688	6,214	12,902
11	1,024	639	6,018	5,311	11,329
12	945	639	4,879	4,608	9,487
13	9	7	556	550	1,106
<b>Total</b>	<b>17,276</b>	<b>13,718</b>	<b>127,072</b>	<b>116,643</b>	<b>243,715</b>

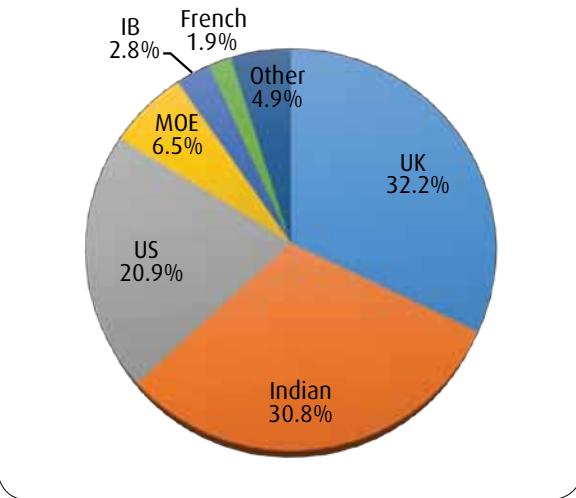


Nationality of Students in Private Schools 2013/14



There are students from 184 different nationalities in Dubai's private schools, highlighting the diversity that comes with Dubai's location at the crossroads of the East and the West. Students with an Indian nationality comprise more than a third of the students in private schools.

Students by Type of School 2013/14

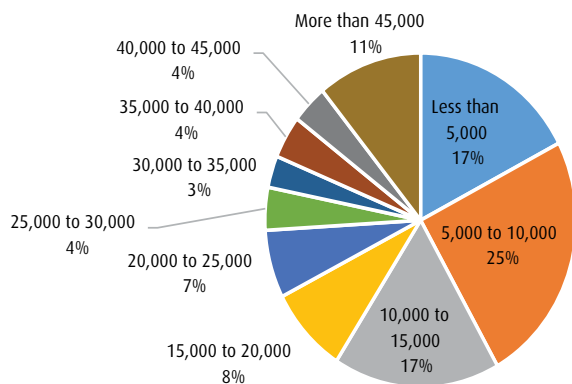


The above chart highlights the proportion of students that are attending a particular type of school. More students are enrolled in a UK or Indian curriculum school than any other type of school in Dubai. The proportion of students attending UK curriculum schools and Indian curriculum schools has increased from last year.

Phase of school	Number of Students	Growth since the previous year
KG	46,212	6.7%
Primary	101,971	8.0%
Middle	60,708	9.7%
High	34,824	8.8%
<b>TOTAL</b>	<b>243,715</b>	<b>8.3%</b>

The above table highlights the numbers and growth of students across the various phases in Dubai's private schools. The rate of growth is fairly consistent across the various phases. The very high growth in Kindergarten enrolments that was recorded last year is not reflected in the 2013/14 results.

Annual tuition fees (AED) charged to students at Dubai private schools 2013/14



The above chart shows that 42 per cent of students are paying less than 10,000 dirhams per year in fees to private schools in Dubai and 15 per cent are paying more than 40,000 dirhams per year. The slight changes in proportions of private school fees from last year is a result of the combination of increased enrolments at higher-priced schools and increases in fees across schools in line with the Schools Fee Framework.

The total possible annual gross revenue obtained by all private schools from tuition fees alone is AED 4.7 billion although the actual figure would be slightly less than this due to some schools offering scholarships and fee discounts.








# Private Schools

There are now 158 private schools in Dubai. Since the 2012/13 academic year, five schools have closed and 10 new schools have opened. The additional capacity gained from the 10 new schools is about 23,000 seats and this has increased the

overall capacity of the Dubai private school system by 8.2 per cent from last year, in line with enrolment growth. Dubai's private school system would be able to take about 270,000 students if all seats were filled.

Private School Students by Curriculum Type		
Type of Curriculum	Schools	Total Students
French	5	4,599
German	1	543
IB	6	6,919
Indian	28	75,119
Institute of Applied Technology (UAE)	1	695
Specialist KG	1	74
Iranian	6	2,497
Japanese	1	135
Pakistani	2	3,307
Philippines	2	3,681
Russian	1	475
SABIS	2	5,037
UAE Ministry of Education	12	15,836
UK	59	78,936
US	31	45,862
<b>Total</b>	<b>158</b>	<b>243,715</b>





# Higher Education Institutions in Dubai

This section of the publication covers the 57 higher education institutions in Dubai that offer undergraduate and postgraduate degrees as well as vocational education programmes. The Knowledge and Human Development Authority (KHDA) requires higher education institutions to have dedicated full-time faculty in Dubai to teach its programmes, or faculty from the home institution who visit Dubai to teach students. Online or distance education providers are therefore not included in this total.

Higher education institutions in Dubai can be divided into the following categories:

- Federal institutions: Institutions funded by the UAE Government.
- International universities: Degree-awarding institutions that have international institutional quality assurance/accreditation.
- Local universities: Degree-awarding institutions that are institutionally accredited by the CAA but without international institutional quality assurance/accreditation.
- Vocational: Other higher education institutions that generally do not award degrees.

International universities can either be accredited by the Commission for Academic Accreditation (CAA) of the Ministry of Higher Education





and Scientific Research (MoHESR) or quality assured through Dubai's University and Quality Assurance International Board (UQAIB). UQAIB was established by KHDA in 2008 to assure the quality of higher education Free Zone institutions that are not accredited by the CAA. It is an independent board of higher education experts from around the world. Through the work of the Board, students can be assured that the academic quality of the degree they receive in Dubai is the same as that at the home campus. UQAIB also approves all new programmes offered by higher education providers.

## Types of Higher Education Institutions in Dubai

<b>Federal</b>	3
<b>International</b>	26
<b>Local</b>	25
<b>Vocational</b>	3
<b>Total</b>	<b>57</b>

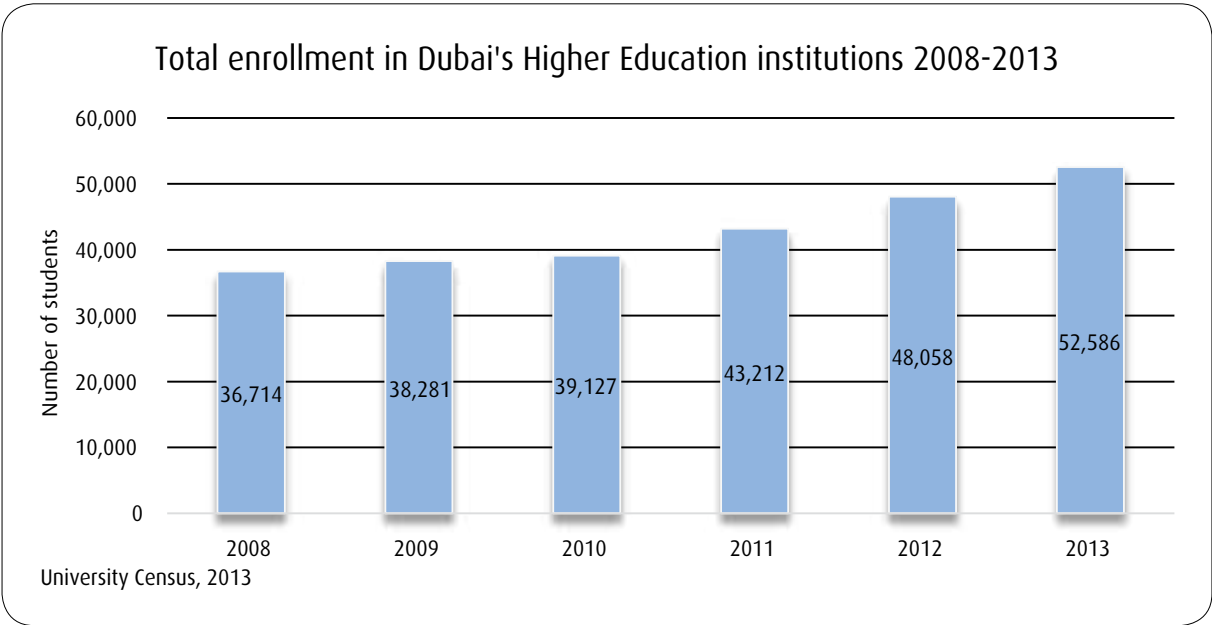
There are 26 international universities in Dubai. Nearly all of the international universities are international branch campuses, which provide an accredited degree from the home institution. These institutions are from ten countries (Australia, UK, USA, India, Russia, Iran, Pakistan, France, Ireland and Lebanon).

# Enrolled Students at Higher Education Institutions

The 2013/14 academic year marks the first time that student-level data has been provided to KHDA by Free Zone universities using an electronic system. This has enabled more detailed analysis of our student population. In addition, summary data has been provided by the Ministry of Higher Education

and Scientific Research on universities located outside Free Zones. This additional information has been combined with that provided directly to KHDA by institutions to form a composite picture of student enrolments and graduations from Dubai's higher education institutions.

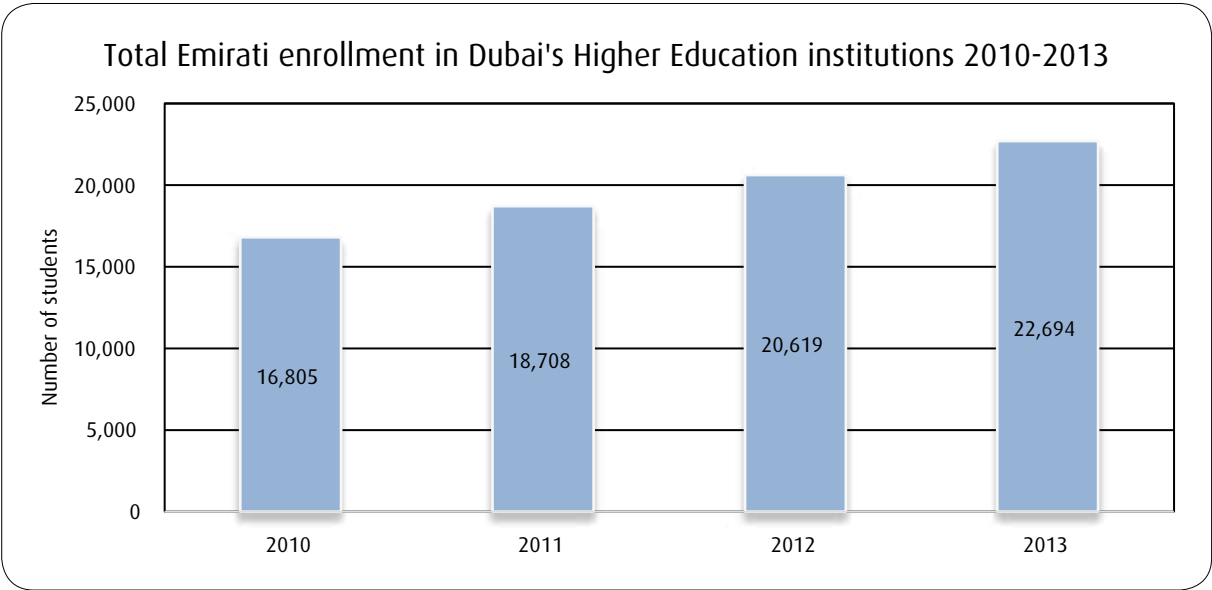




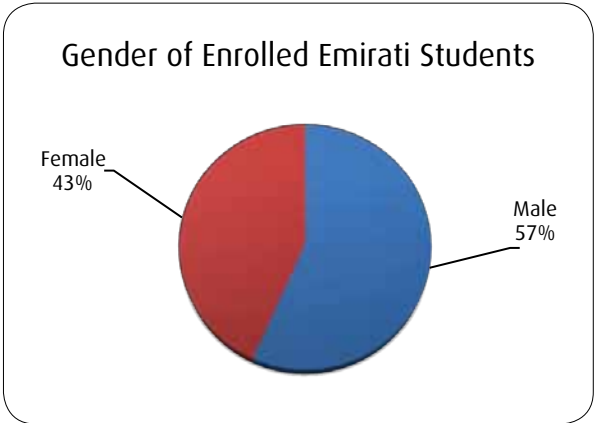
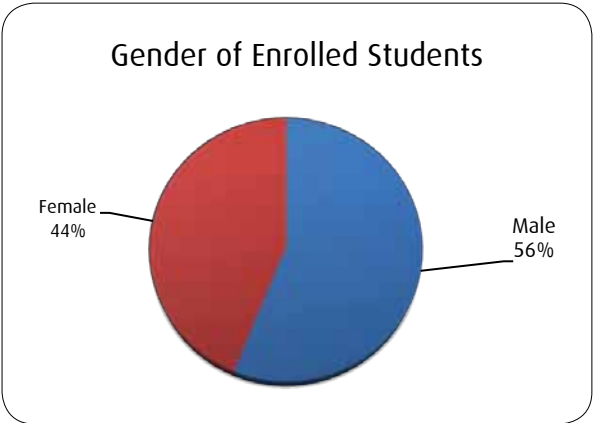
The number of students studying higher education in Dubai continues to grow. The total of 52,586 students, including both full-time and part-time students, represents a healthy 9.4 per cent increase from last year's total, which is above the long term trend of 7 per cent year-on-year growth over the last five years.





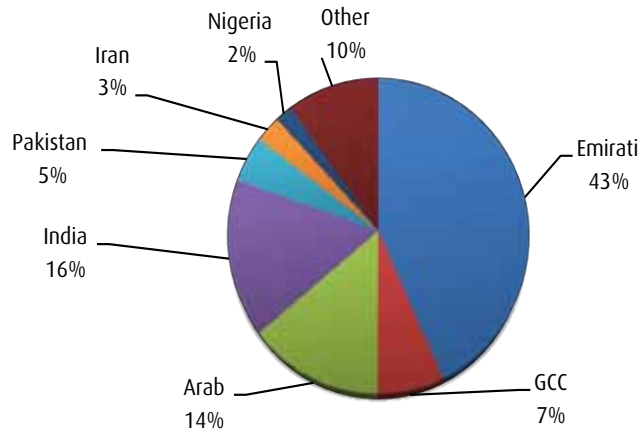


The 22,694 Emirati students studying in Dubai represents 43.2 per cent of the total higher education student population. The total for 2013 is 10.1 per cent higher than the figure for the last academic year and is equivalent to the year-on-year growth average that has been seen for the last three years.



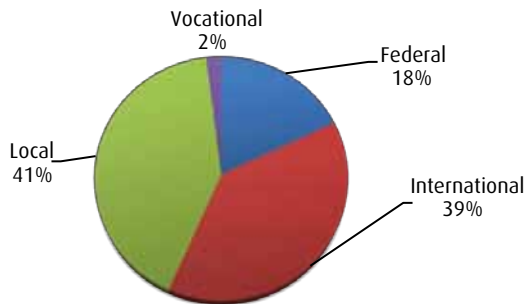
Males outnumber females in Dubai's higher education institutions for both the whole student population as well as amongst Emirati students.

### Nationality of Enrolled Higher Education Students



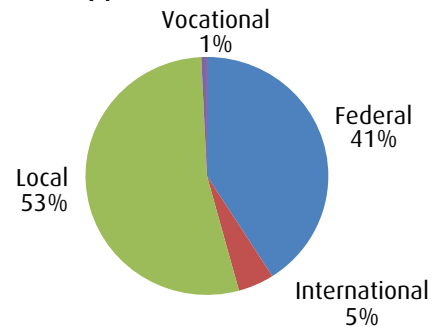
Students enrolled at higher education institutions come from a wide range of countries. About half come from Gulf countries and just under two-thirds of enrolled students are Arab.

### Student Enrolments by Type of Institution

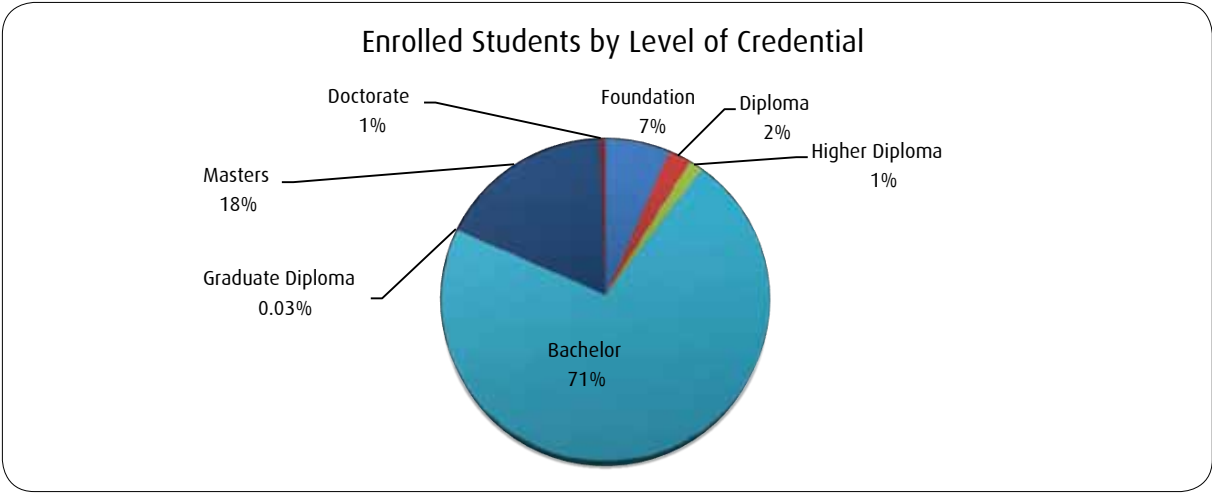


Equivalent numbers of students are enrolled in international and local universities in Dubai while only 2.0 per cent of the students (277) attend one of the four vocational institutions.

### Emirati Student Enrolments by Type of Institution



In comparison, significantly more Emirati students attend a federal higher education institution in Dubai.




Over 70 per cent (37,540) of students at higher education institutions in Dubai are studying for a Bachelor’s degree. A total of 351 students are completing doctoral studies.

Field of study	Number of students	Proportion of total (%)
Architecture and Construction	1,490	3%
Business	22,890	44%
Education	827	2%
Engineering	4,768	9%
Foundation	3,316	6%
Health and Medicine	1,368	3%
Humanities	4,473	9%
Information Technology	3,532	7%
Law	3,797	7%
Media and Design	5,234	10%
Natural and Physical Sciences	226	0.4%
Tourism and Hospitality	665	1%
<b>Grand Total</b>	<b>52,586</b>	<b>100%</b>

Reflecting the nature of the business environment in Dubai, business remains the main field of study by students in higher education institutions. Relatively few numbers of students are studying qualifications in the natural sciences and in tourism and hospitality.







# Higher Education Graduates in 2012/13

In the academic year 2012/13, a total of 10,563 students graduated from higher education institutions in Dubai. This represents a 15.6 per cent growth since the previous academic year. Just over half of all graduates were male and amongst Emirati graduates, again just over half were male.

## Number of graduates by level of credential

Credential	Number of students	Proportion of total (%)
Diploma	491	5%
Higher Diploma	629	6%
Bachelor's	5,838	55%
Graduate Diploma	31	0.3%
Master's	3,564	34%
Doctorate	10	0.1%
<b>TOTAL</b>	<b>10,563</b>	<b>100%</b>

## Fields of study of graduates

Field of study	Number of students	Proportion of total (%)
Business	5,525	52%
Engineering	1,002	9%
Law	996	9%
Media and Design	735	7%
Humanities	683	6%
Information Technology	554	5%
Other	1,068	10%
<b>TOTAL</b>	<b>10,563</b>	<b>100%</b>

More than half of the students that graduated in 2012/13 studied for a Business qualification. Law and Engineering graduates were also significant. Master's students made up more than a third of all the graduates.



